

TECHNICAL DATA SHEET

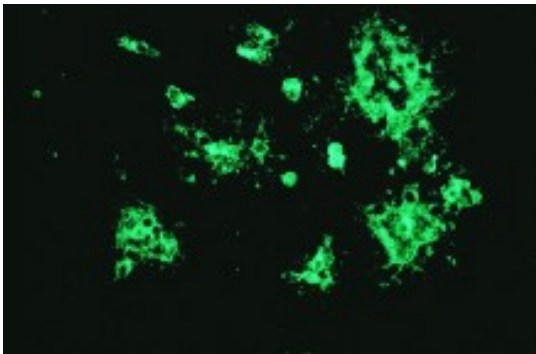
DESCRIPTION: MONOCLONAL, HUMAN RESPIRATORY SYNCYTIAL VIRUS (RSV)

PRODUCT INFORMATION

Catalog Number:	A-10015
Storage Conditions:	2° - 8° C
Clone Designation:	12D11
Concentration:	1.0 mg/ml
Volume:	0.1 ml
Total Quantity:	100 µg
Isotype:	IgG 2a
Format:	Protein G purified immunoglobulin from cell culture supernatant fluid
Form:	Liquid; in High-salt (0.25M) PBS, pH 7.0 - 7.5
Preservative:	5-BROMO-5-NITRO-1,3-DIOXANE, 0.2%

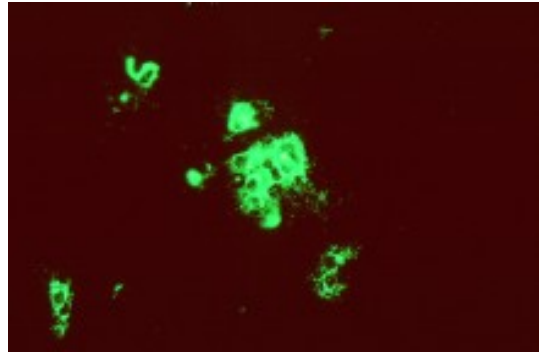
BACKGROUND

Human respiratory syncytial virus is a member of the family *Paramyxoviridae*, genus *Pneumovirus*. RSV is a small, enveloped, single-stranded, negative-sense RNA virus. Single particles are spherical, pleomorphic and range in size from 100 – 350nm. The virion consists of a lipid bilayer membrane containing an RNA nucleocapsid. The envelope contains a non-glycosylated matrix M protein, believed to form a layer on the inner face, and three virally encoded transmembrane surface glycoproteins; the major attachment protein G, the fusion protein F and the small hydrophobic SH protein. There is a single serotype of Human RSV with two antigenic subgroups, A and B.

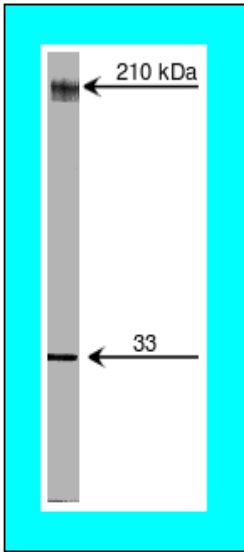


Indirect Immunofluorescence Assay:

RSV strain A-2 infected HEp-2 cells, 24hr PI
Primary antibody, Anti RSV, 12D11, 10µg/ml



RSV strain B18537 infected HEp-2 cells, 24hr PI



Western Blot:

RSV A-2 infected HEp-2 cell lysate

Primary antibody: Anti-RSV, 12D11, 2.5µg/ml

Chromophore: TMB

APPLICATIONS

ELISA: cell substrate

IFA

Western Blot

ELISA: Antigen detection, as capture or tag

Chromatographic immunoassay

COMMENTS

Antibody detects human RSV protein of 33kDa and ~190kDa as determined by western blot

PRODUCT NOTICES

Investigator should determine optimal concentration/dilution empirically in the desired application

SHIPPING CONDITIONS

Product is shipped on cold pack

PREPARATION AND STORAGE

Store at 2° - 8° C

STABILITY

Stable for 1 year from date of manufacture when stored as indicated

For research use only. Not for use in human diagnostics or therapeutics.